

Product Overview

Aircore EC+ Fan integrates high-efficiency EC motor technology with robust fan assemblies to deliver reliable, variable-speed airflow for demanding HVAC, industrial and mission-critical applications.

Aircore EC+ Fan is designed to deliver more airflow per kilowatt through efficient motor-drive integration and optimized part-load performance. Complies IEEE519 for harmonics mitigation.

Applications

- Data centers and mission-critical facilities
- Fan walls, Air handling units (AHUs), CRAHs and CRACs.
- Cooling cabinets
- Industrial and commercial ventilation systems

Compliance & Standards



AMCA 211 compliant

Aircore EC+ Fan Datasheet

Technical Specifications

Impeller Size	18" to 27"
Impeller	Aluminum (choice of backward curved and airfoil designs) Suitable for a wide selection of high-static and low-flow, low-static and high-flow, and all intermediate regions
Housing	Galvanized Steel
Balancing	BV3, Optional BV4 available
Number of blades	5 to 7
Motor Power	1 HP to 15 HP
Speed	Up to 3350 RPM
IP rating	IP65 standard
Bearing	Hybrid Ceramic
Ambient Temp	40C, de-rateable to 50C
Voltage	460V, 415V and 575V
Phase	3 Phase
Frequency	50/60 Hz
Harmonic Mitigation	Yes (Aircore EC+)
Flow	3000 to 13000 CF
Static Pressure	0 to 8" In WG
Standards	CSA C22.2 No.77 CAN/CSA C390-10 UL1004-1, UL1004-7 UL61800-5 CAN/CSA-C22.2 No.108

Fan Sizes (SKUs)	18"	20"	22"	24"	27"
Inches	19 x 19 x 19	21 x 21 x 21	26 x 26 x 26	26 x 26 x 26	30 x 30 x 24

Electrical Characteristics

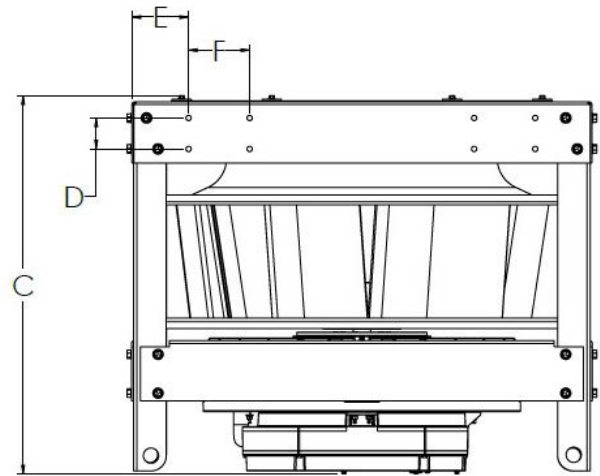
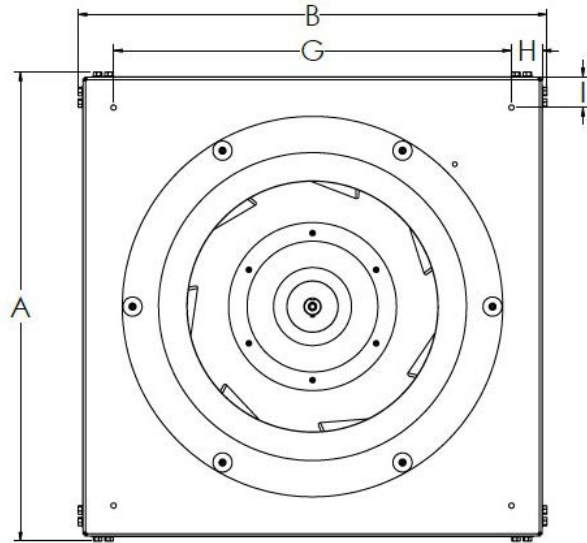
EC motor system with integrated variable frequency drive (VFD)

Designed for efficient operation across a wide load and speed range

Suitable for continuous operation in demanding environments

(Specific electrical ratings and operating limits provided via Fan Selection Tool)

Dimensions



Aircore EC+ Fan	Fan Size	A mm	C mm	D mm	E mm	F mm	G mm	H mm	Weight lbs	Max RPM
EFxxxx01	450	660.4	543.2	-	43.4	50.8	558.8	50.8	261	1475
	500	660.4	544.8	-	43.4	50.8	558.8	50.8	225	1550
	560	660.4	578.1	-	94.0	50.8	558.8	50.8	210	1850
	630	764.8	609.9	51.6	94.2	101.6	663.2	50.8	147	2100
	710	863.6	658.9	51.6	94.2	101.6	762	50.8	143	2350
EFxxxx02	450	660.4	529.3	-	43.4	50.8	558.8	50.8	289	1525
	500	660.4	554.2	-	43.4	50.8	558.8	50.8	254	1930
	560	660.4	578.1	-	94.0	50.8	558.8	50.8	234	2200
	630	764.8	609.9	51.6	94.2	101.6	663.2	50.8	208	2850
	710	863.6	658.9	51.6	94.2	101.6	762	50.8	202	3350
EFxxxx03	450	482.6	489.2	-	43.4	50.8	381	50.8	244	1400
	500	660.4	533.6	-	43.4	50.8	558.8	50.8	227	1970
	560	660.4	527.8	-	43.4	50.8	558.8	50.8	209	2200
	630	660.4	558.0	51.6	43.4	101.6	558.8	50.8	204	2800
	710	764.5	589.8	51.6	43.4	101.6	662.9	50.8	151	2200

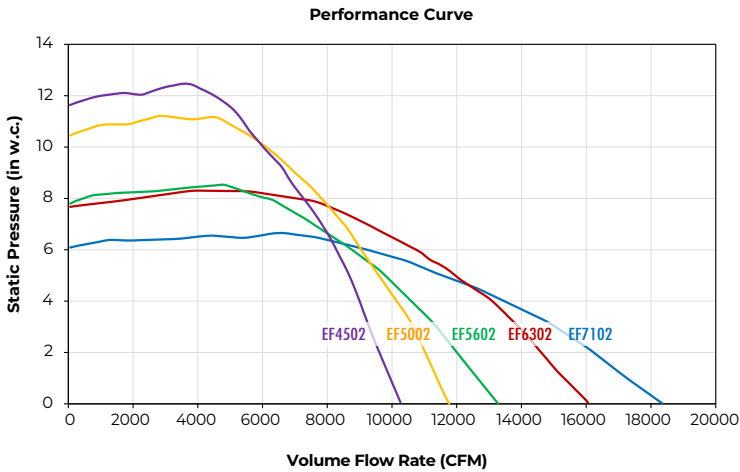
*A and B are the same

*Weight is for heaviest motor combination

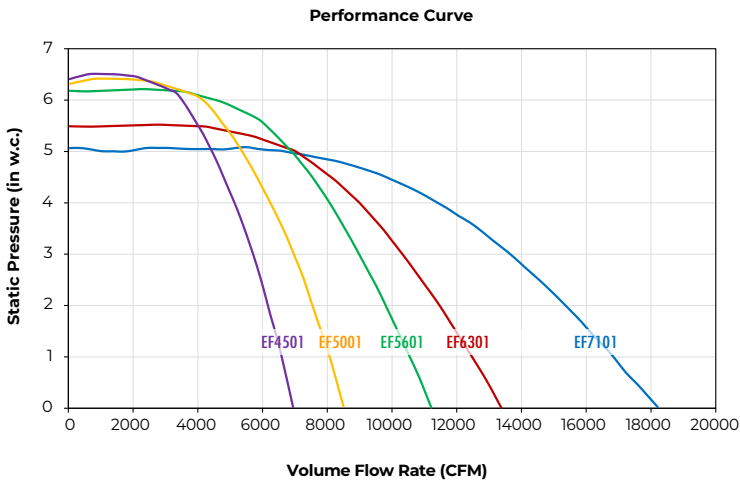
* Check IOM for full list of dimensions

Performance

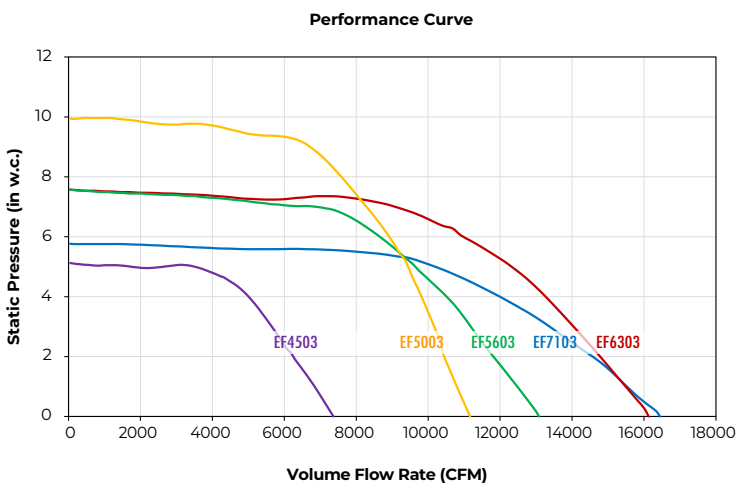
EFxx01



EFxx02

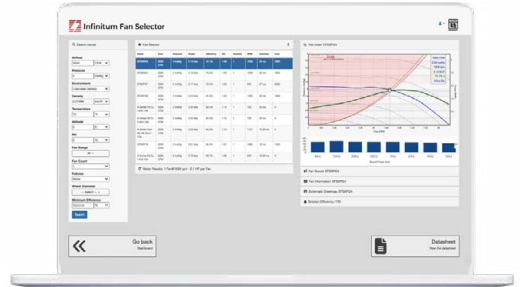


EFxx03









Infinitem Fan Selection Tool (FST)

The Fan Selection Tool (FST) simplifies fan system design, selection, and ordering for a wide range of HVAC applications.



Features

-  Supports fan arrays, box-fit layouts, N+1 redundancy, least-fan configurations, and individual fan selections
-  Calculates airflow, static pressure, and system effects
-  Provides sound estimates and footprint optimization
-  Generates schematics, wiring diagrams, submittals, and datasheet packages
-  Integrates with the Motor Selection Tool (MST) for motor matching and feature selection
-  Streamlined workflow helps teams configure and order systems with confidence



To get started, register for an account at fst.goinfinity.com.

Contact

info@goinfinity.com
goinfinity.com
support@goinfinity.com

Office

12234 N IH 35 SB
Building B, Suite B100
Austin, TX 78753